


LIMITED REVIEW REPORT

INDEPENDENT AUDITORS' REVIEW REPORT TO
THE BOARD OF DIRECTORS OF
SKP SECURITIES LIMITED

1. We have reviewed the accompanying statement of unaudited consolidated financial results of SKP Securities Group comprising SKP Securities Limited (hereinafter referred to as "the Company") and its Subsidiaries (together referred to as "the Group") for the quarter and half year ended 30th September, 2015 ("the statement") being submitted by the Company pursuant to clause 41 of the Listing Agreement with the Stock Exchanges except for the disclosures regarding 'Public Shareholding' and 'Promoter and Promoter Group Shareholding' which have been traced from disclosures made by the management and have not been reviewed by us. This statement is the responsibility of the company's management and have been approved by the Board of Directors. Our responsibility is to issue a report on these financial statements based on our review.
2. We conducted our review in accordance with the Standards on Review Engagement (SRE) 2410, "Review of interim Financial Information Performed by the Independent Auditor of the Entity" issued by the Institute of Chartered Accountants of India. This standard requires that we plan and perform the review to obtain moderate assurance as to whether the financial statements are free of material misstatement. A review is limited primarily to inquiries of company personnel and analytical procedures applied to financial data and thus provides less assurance than an audit. We have not performed an audit and accordingly, we do not express an audit opinion.
3. We did not review revenues of Rs. 49,348/- for the quarter and of Rs. 69,274/- for the half year ended on 30th September, 2015 and loss of Rs. 198,611/- for the quarter and Rs. 483,606/- for the half year ended on 30th September, 2015 included in the accompanying unaudited consolidated financial results relating to SKP Insurance Brokers and Advisors Pvt. Ltd., a subsidiary, whose financial information have been reviewed by other auditors and whose reports have been furnished to us. Our conclusion on the unaudited quarterly financial results, in so far as it relates to such subsidiary is based solely on the reports of the other auditors.
4. Based on our review conducted as above and on consideration of report of other auditor on the unaudited separate quarterly financial results and other financial information of the components, nothing has come to our attention that causes us to believe that the accompanying statement of unaudited consolidated financial results prepared in accordance with the applicable Accounting Standards as per section 133 of the Companies Act, 2013, read with Rule 7 of the Companies (Accounts) Rules, 2014 and other recognized accounting practices and policies has not disclosed the information required to be disclosed in terms of Clause 41 of the Listing Agreement with the Stock Exchanges including the manner in which it is to be disclosed, or that it contains any material misstatement.

For G.P. Agrawal & Co.
Chartered Accountants
Firm's Registration No. 302082E

Sunita Kedia
(CA. Sunita Kedia)
Partner
Membership No. 60162



Date : 9th November, 2015.
Place of Signature: Kolkata

SKP SECURITIES LIMITED
REGD. OFF : 33A J L NEHRU ROAD, KOLKATA - 700 071
CIN- L74140WB1990PLC049032

CONSOLIDATED UNAUDITED FINANCIAL RESULTS FOR THE QUARTER & SIX MONTHS ENDED 30TH SEPTEMBER 2015

(Rs. in lacs)

PARTICULARS	Quarter Ended			Half year ended		Year Ended
	30.09.2015 (Unaudited)	30.06.2015 (Unaudited)	30.09.2014 (Unaudited)	30.09.2015 (Unaudited)	30.09.2014 (Unaudited)	31.03.2015 (Audited)
1 Income from Operations						
(a) Net sales/income from operations	218.09	170.86	232.38	388.95	467.09	983.28
(b) Other operating income	29.00	29.70	40.78	58.70	93.20	159.97
Total Income from operations (net)	247.09	200.56	273.16	447.65	560.29	1,143.25
2 Expenses						
(a) Employee benefits expense	84.77	65.89	71.33	150.46	141.95	314.48
(b) Depreciation and amortisation expenses	4.20	4.00	7.10	8.20	17.58	34.71
(c) Other Expenses	128.60	121.21	141.71	249.81	310.74	531.56
Total Expenses	217.57	190.90	220.14	408.47	470.27	880.75
3 Profit/Loss from Operations before Other Income, finance costs and exceptional items	29.52	9.66	53.02	39.18	90.02	262.50
4 Other Income	0.18	0.03	0.20	0.21	0.31	0.15
5 Profit/(Loss) from ordinary activities before finance costs and exceptional items (3+_4)	29.70	9.69	53.22	39.38	90.33	262.65
6 Finance Costs	0.51	0.86	0.81	1.37	1.56	2.17
7 Profit/(Loss) from ordinary activities after finance costs but before Exceptional Items	29.19	8.83	52.41	38.01	88.77	260.48
8 Exceptional Items	-	-	-	-	-	-
9 Profit/(Loss) from ordinary activities before tax	29.19	8.83	52.41	38.01	88.77	260.48
10 Tax Expenses	11.17	5.13	22.20	16.30	28.67	87.92
11 Net Profit/(Loss) from ordinary activities after tax	18.02	3.70	30.21	21.71	60.10	172.56
12 Extraordinary Items (net of tax expenses)	-	-	-	-	-	-
13 Net Profit/(Loss) for the period	18.02	3.70	30.21	21.71	60.10	172.56
14 Share of Profit/(Loss) of associates	-	-	-	-	-	-
15 Minority Interest	-	-	-	-	-	-
16 Net Profit/(Loss) after taxes, minority interest and share of profit/(loss) of associates	18.02	3.70	30.21	21.71	60.10	172.56
17 Paid-up Equity Share Capital of Rs. 10/- each	561.50	561.50	561.50	561.50	561.50	561.50
18 Reserves Excluding Revaluation Reserves as per balance sheet of previous accounting year	-	-	-	-	-	1,819.95
19.i Earning per Share (before extraordinary items) (of Rs.10/- each) (not annualised):						
a) Basic	0.32	0.07	0.54	0.39	1.07	3.07
b) Diluted	0.32	0.07	0.54	0.39	1.07	3.07
19.ii Earning per Share (after extraordinary items) (of Rs. 10/- each) (not annualised):						
a) Basic	0.32	0.07	0.54	0.39	1.07	3.07
b) Diluted	0.32	0.07	0.54	0.39	1.07	3.07
A PARTICULARS OF SHAREHOLDING						
1 Public Shareholding						
- Number of Shares	1405300	1405300	1405300	1405300	1405300	1405300
- Percentage of Shareholding	25.03	25.03	25.03	25.03	25.03	25.03
2 Promoters and Promoter Group Shareholding						
a) Pledged/Encumbered						
- Number of shares	Nil	Nil	Nil	Nil	Nil	Nil
- Percentage of shares (as a % of the total shareholding of promoter and promoter group)	Nil	Nil	Nil	Nil	Nil	Nil
- Percentage of shares (as a % of the total share capital of the company)	Nil	Nil	Nil	Nil	Nil	Nil
b) Non-encumbered						
- Number of Shares	4209700	4209700	4209700	4209700	4209700	4209700
- Percentage of shares (as a % of the total shareholding of promoter and promoter group)	100%	100%	100%	100%	100%	100%
- Percentage of shares (as a % of the total share capital of the company)	74.97%	74.97%	74.97%	74.97%	74.97%	74.97%

Particulars	3 months ended (30.09.2015)
B INVESTOR COMPLAINTS	
Pending at the beginning of the quarter	Nil
Received during the quarter	Nil
Disposed of during the quarter	Nil
Remaining unresolved at the end of the quarter	Nil

Notes:


- Above financial results were reviewed by the Audit Committee and approved by Board of Directors on 9th November, 2015 and Statutory Auditors have carried out a Limited Review.
 - The Consolidated Financial results include the results of SKP Commodities Limited and SKP Insurance Brokers & Advisors Pvt Ltd it's 100% Subsidiaries
 - Since the Company is operating under one broad business segment, segment reporting is not required.
 - Nature of Capital Markets in which the Company operates is such that quarterly results are not indicative of likely annual results.
 - The Company has an exposure in National Spot exchange Ltd (NSEL) of Rs 44.33 Lacs with respect to proprietary trade, NSEL has not been able to meet its payment obligation. However, since various recovery proceedings are underway no provision has been made.
 - Pursuant to Clause 41 of the Listing Agreement, the Company has opted to publish Consolidated Financial Results. The Standalone Financial Results are available at the Company's website viz. www.skpmoneywise.com and on the website of BSE (www.bseindia.com).
- Key Standalone Financial Information is given below:

(Rs. in lacs)

PARTICULARS	Quarter Ended			Half year ended		Year Ended
	30.09.2015 (Unaudited)	30.06.2015 (Unaudited)	30.09.2014 (Unaudited)	30.09.2015 (Unaudited)	30.09.2014 (Unaudited)	31.03.2015 (Audited)
Total Income from operations	244.44	196.56	263.63	441.00	535.43	1107.28
Net Profit/(Loss) after Tax	24.81	4.82	29.40	29.61	57.99	171.37
Net Profit/(Loss) for the period	24.81	4.82	29.40	29.61	57.99	171.37

7. Previous years/ periods figures have been regrouped/ rearranged wherever found necessary.

Place: Kolkata
Date: 9th November, 2015



On behalf of the Board
Naresh Pachisia
Managing Director

For SKP Securities Ltd.


Director

SKP SECURITIES LIMITED
CIN- L74140WB1990PLC049032
REGD. OFF : 33A J.L. NEHRU, KOLKATA - 700 071

(Rs. in lacs)

	Particulars	As at	
		30.09.2015	31.03.2015
A	EQUITY AND LIABILITIES		
1	Shareholders' funds		
	(a) Share capital	561.50	561.50
	(b) Reserves and surplus	1,841.67	1,819.96
	Sub-total- Shareholders' funds	2,403.17	2,381.46
2	Current liabilities		
	(a) Trade payables	482.83	496.64
	(b) Other current liabilities	190.88	176.90
	(c) Short-term provisions	11.47	124.33
	Sub-total- Current Liabilities	685.18	797.87
	TOTAL- EQUITY AND LIABILITIES	3,088.35	3,179.33
B	ASSETS		
1	Non-current assets		
	(a) Fixed assets	56.41	64.92
	(b) Non-current investments	1,455.19	1,116.00
	(c) Deferred tax Assets (Net)	19.70	22.03
	(d) Long-term loans and advances	346.36	335.06
	(e) Other non-current assets	-	10.78
	Sub-total- Non-Current Assets	1,877.66	1,548.79
2	Current assets		
	(a) Trade receivables	596.95	562.54
	(b) Cash and cash equivalents	553.77	1,001.66
	(c) Short-term loans and advances	33.01	38.16
	(d) Other current assets	26.96	28.18
	Sub-total- Current Assets	1,210.69	1,630.54
	TOTAL- ASSETS	3,088.35	3,179.33

For SKP Securities Ltd.



[Handwritten Signature]

Director